

# EXPRoS 2nd Board Meeting

## Welcome and Introduction

- 2007 May 29

EXPRoS Project Team

Charles Yun, Huib van Langevelde

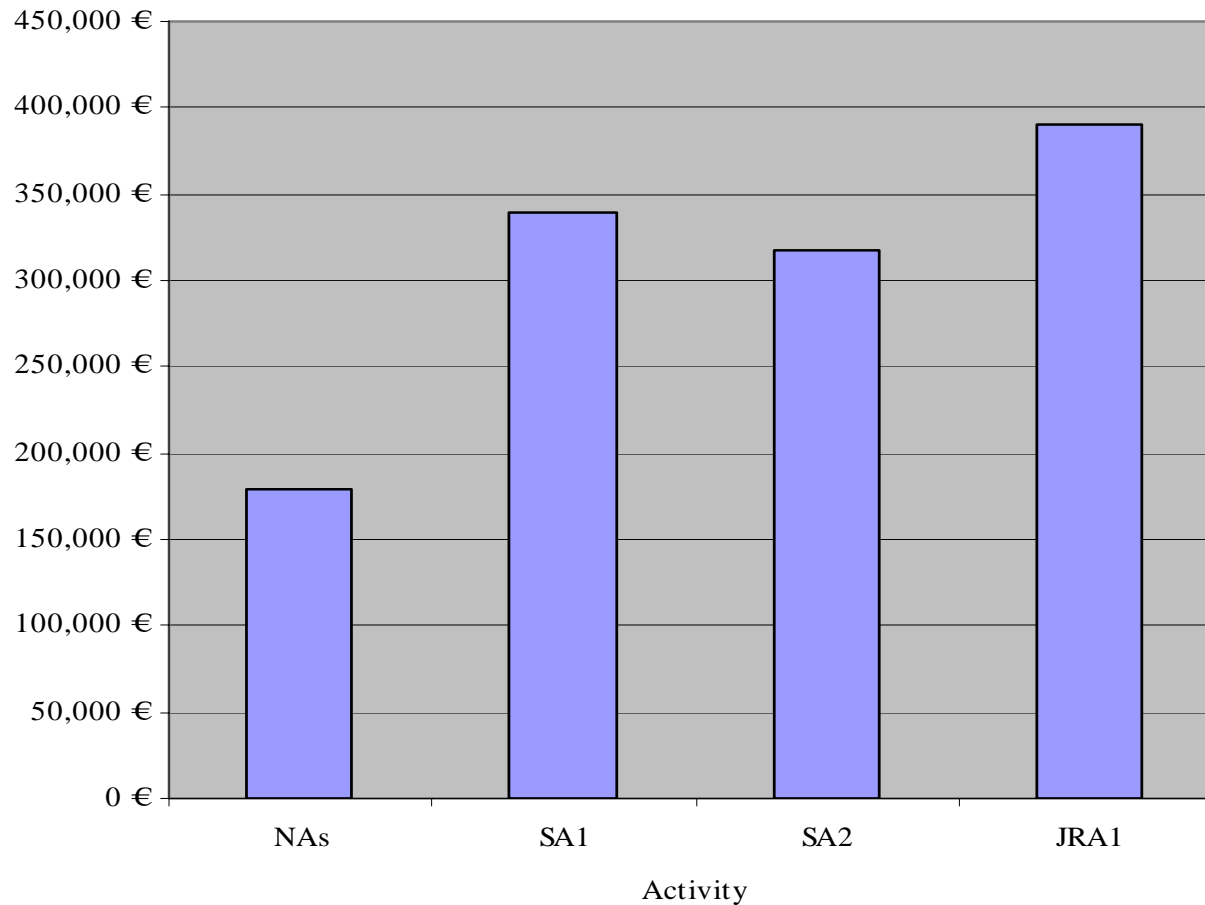
JIVE, Coordinating Institution



# Distribution of Funds

- First EC tranche
  - 85% distribution to partners executed
  - 15% remainder distributed May 2007
- Second tranche
  - received after EC provides feedback on annual review
  - unclear when EC report will be delivered, money should arrive "a few weeks" after that
  - Distribution will again be split into two pieces, 85% and 15%


# Distribution of Funding, by Activity




# Form A Inconsistencies

- A3.2, Breakdown of the EC contribution per reporting period
- A3.3, Financial Information, 18 Months
- Form A3.2
  - Year 1: 1,200,000 €
  - 18 Months: 1,572,000 € (first tranche)
- Form A3.3
  - 18 Months: 1,201,200 €
- The Project Office decided to move forward with a first distribution to participants based on the A3.3 total. Rounding each partners' allocation to an even thousand, the 18 month figure is 1,226,208 €

# Detail: Historical A3.2, A3.3

Contract Preparation Forms			
 EUROPEAN COMMISSION 6th Framework Programme on Research, Technological Development and Demonstration	I3		A3.2
	Proposal Number	D26642	Proposal Acronym
Estimated breakdown of the EC contribution per reporting period			
Reporting Periods	Month x - month y	Estimated Grant to the Budget	
		Total	In which first six months
Reporting Period 1	M1 - M12	1.200.000,00	
Reporting Period 2	M13 - M24	1.400.000,00	650.000,00
Reporting Period 3	M25 - M36	1.300.000,00	
Reporting Period 4	M37 - M48		
Reporting Period 5	M49 - M60		
Reporting Period 6	M61 - M72		
Reporting Period 7	M73 - M84		

Contract Preparation Forms									
 EUROPEAN COMMISSION 6th Framework Programme on Research, Technological Development and Demonstration	I3								A3.3
	Please use as many copies of form A3.3 as necessary for the number of partners								
Proposal Number		D26642		Proposal Acronym		EXPreS			
Financial information - Reporting period 1 + first 6 months of period 2									
Partici- pant n°	Organisation short name	Cost model used	Estimated eligible costs and requested EC contribution (Reporting period 1 + first 6 months of period 2)	Costs and EC contribution per type of activities				Total (5)=(1)+(2)+ (3)+(4)	Total receipts
				RTD activities (1)	Coordination / Networking activities (2)	Specific service activities (3)	Consortium Management activities (4)		
TOTAL			Eligible costs	390.000,00	91.300,00	657.000,00	87.900,00	1.226.200,00	,00
			Requested EC contribution	365.000,00	91.300,00	657.000,00	87.900,00	1.201.200,00	

# Year 1 Spending

		12 Month Distrib.	Claimed/ Eligible
1	JIVE	390,000 €	579,238 €
2	AARNET	2,800 €	0 €
3	DANTE	2,000 €	910 €
4	PSNC	34,533 €	58,112 €
5	SURFnet	1,200 €	0 €
6	ASTRON	36,873 €	0 €
7	CNIG-IGN	21,533 €	678 €
8	CSIRO	5,333 €	20,000 €
9	HARTRAO	3,333 €	0 €
10	INAF	34,867 €	7,924 €
11	MPIfR	68,200 €	2,965 €
12	MRO	61,533 €	42,758 €
13	NAIC	15,333 €	0 €
14	NCU	4,867 €	1,055 €
15	OSO	21,867 €	7,193 €
16	ShAO	18,667 €	23,698 €
17	TIGO	8,400 €	21,546 €
18	UniMan	78,067 €	24,771 €
19	VIRAC	8,065 €	40,364 €
Total		817,472 €	831,212 €

- As a result of the A Form inconsistencies, it looks as though some sites are over/non-spending. This was explained and clarified to the EC.

# Spending: Summary (2 of 2)

		12 Month Distrib.	Requested Contrib.	%	adjust	new	%
1	JIVE	390,000 €	579,238 €	149%	-50,000 €	529,238 €	136%
2	AARNET	2,800 €	0 €	0%		0 €	0%
3	DANTE	2,000 €	910 €	46%		910 €	46%
4	PSNC	34,533 €	58,112 €	168%	-24,000 €	34,112 €	99%
5	SURFnet	1,200 €	0 €	0%		0 €	0%
6	ASTRON	36,873 €	0 €	0%		0 €	0%
7	CNIG-IGN	21,533 €	678 €	3%		678 €	3%
8	CSIRO	5,333 €	20,000 €	375%	-15,000 €	5,000 €	94%
9	HARTRAO	3,333 €	0 €	0%		0 €	0%
10	INAF	34,867 €	7,924 €	23%		7,924 €	23%
11	MPIfR	68,200 €	2,965 €	4%		2,965 €	4%
12	MRO	61,533 €	42,758 €	69%		42,758 €	69%
13	NAIC	15,333 €	0 €	0%		0 €	0%
14	NCU	4,867 €	1,055 €	22%		1,055 €	22%
15	OSO	21,867 €	7,193 €	33%		7,193 €	33%
16	ShAO	18,667 €	23,698 €	127%	-5,000 €	18,698 €	100%
17	TIGO	8,400 €	21,546 €	257%	-13,000 €	8,546 €	102%
18	UniMan	78,067 €	24,771 €	32%		24,771 €	32%
19	VIRAC	8,065 €	40,364 €	500%	-32,000 €	8,364 €	104%
Total		817,472 €	831,212 €	102 %		692,212 €	85%

# Deviations: Overspending

- JIVE
  - An opportunity to use a short period of idle MIT Haystack engineering time appeared for important upgrades to the Mk5 systems. A subcontract was established after consultation with our Science Officer.
  - Some equipment was forward ordered
- Both CSIRO and VIRAC will claim their entire three years of spending during the first year.
  - CSIRO found that their costs were higher than expected and asked to bring forward their costs in response; their internal budgeting will adjust to these costs and the shifted funding.
  - VIRAC completed construction
- PSNC and SHAO seem to be overspending, but they have executed just over one-third of their three year budgets



# Deviations: Non-spending

- Sites claiming zero spending:
  - AARNet .
  - SURFnet .
  - ASTRON
  - HartRAO .
  - NAIC
- Note that three of the five partners received less than 5,000 € for the first period.
- Non-spending does not mean non-effort
  - SURFnet and JIVE are coordinating the installation and optimization of the next network bundle
  - AARNet has been working closely with CSIRO to install and deploy connectivity to their facilities

# Deviations: Under-spending

- Sites under-spending:
  - DANTE, CNIG-IGN, INAF, MPIfR, NCU, OSO, UniMan
- Note that DANTE and NCU received less than 5,000 € for the first period
- CNIG-IGN, MPIFR, OSO, UNIMAN
  - The remaining partners have had delays in their network construction/installation timeline

# Spending: Audited Returns in Green

		12 Month Distrib.	Claimed/ Eligible	%	Unforseen	new	%
1	JIVE	390,000 €	579,238 €	149%	-50,000 €	529,238 €	136%
2	AARNET	2,800 €	0 €	0%		0 €	0%
3	DANTE	2,000 €	910 €	46%		910 €	46%
4	PSNC	34,533 €	58,112 €	168%	-24,000 €	34,112 €	99%
5	SURFnet	1,200 €	0 €	0%		0 €	0%
6	ASTRON	36,873 €	0 €	0%		0 €	0%
7	CNIG-IGN	21,533 €	678 €	3%		678 €	3%
8	CSIRO	5,333 €	20,000 €	375%	-15,000 €	5,000 €	94%
9	HARTRAO	3,333 €	0 €	0%		0 €	0%
10	INAF	34,867 €	7,924 €	23%		7,924 €	23%
11	MPIfR	68,200 €	2,965 €	4%		2,965 €	4%
12	MRO	61,533 €	42,758 €	69%		42,758 €	69%
13	NAIC	15,333 €	0 €	0%		0 €	0%
14	NCU	4,867 €	1,055 €	22%		1,055 €	22%
15	OSO	21,867 €	7,193 €	33%		7,193 €	33%
16	ShAO	18,667 €	23,698 €	127%	-5,000 €	18,698 €	100%
17	TIGO	8,400 €	21,546 €	257%	-13,000 €	8,546 €	102%
18	UniMan	78,067 €	24,771 €	32%		24,771 €	32%
19	VIRAC	8,065 €	40,364 €	500%	-32,000 €	8,364 €	104%
Total		817,472 €	831,212 €	1.02 €		692,212 €	85%

# Audited Financials

name	distribution	requested contrib.
JIVE	390000	579238
PSNC	34533	58112
TKK	61533	42758
VeA/VIRAC	8065	40364
UNIMAN	78067	24771
SHAO	18667	23698
UDEC	8400	21546
CSIRO	5333	20000
INAF	34867	7924
OSO	21867	7193
MPG	68200	2965
UMK	4867	1055
DANTE	2000	910
CNIG-IGN	21533	678
AARNET	2800	0
SURFnet	1200	0
ASTRON	36873	0
NRF	3333	0
CORNELL	15333	0

- Partners with Audited Form C
  - JIVE
  - PSNC
  - CSIRO
  - INAF
  - TKK/MRO
  - UdeC/TIGO
  - UniMan
  - VIRAC
- Top spenders all provided audited forms
- Digital copies of all audits are in the final report.

# Audit Certificates

- Audit Certificates
  - "Encouraged" audits from all partners
  - Based on suggestion from the EC
  - Proved to be a valuable suggestion as international auditing expectations required time to bridge
- Resistance
  - Many partners who received smaller distributions in period 1 expressed valid resistance to the audits
  - Non-EC partners expressed concern regarding a non-standard audit/auditor
- Benefits
  - Through the process, most partners have been exposed to the intricacies and potential difficulties of the audit process
- Several partners exerted **significant** effort to comply

# Next 18 months

- Somewhat complicated by inconsistencies
  - Now under control at EXPReS office
  - Basically extrapolated with flat spending profile
- Some small changes proposed on overall allocation
  - SA2 funds for JIVE and ASTRON will be transferred to SURFNET
- Need to take more control to avoid overspending/underspending towards end of project

# Period 2 distribution (next 18 month)

		Period 1	Period 2
1	JIVE	585,000 €	1,052,025 €
2	AARNET	4,200 €	9,675 €
3	DANTE	3,000 €	8,850 €
4	PSNC	51,800 €	83,925 €
5	SURFnet	1,800 €	23,925 €
6	ASTRON	55,310 €	27,593 €
7	CNIG-IGN	32,300 €	53,850 €
8	CSIRO	8,000 €	20,325 €
9	HARTRAO	5,000 €	9,825 €
10	INAF	52,300 €	47,100 €
11	MPIfR	102,300 €	145,350 €
12	MRO	92,300 €	105,600 €
13	NAIC	23,000 €	26,325 €
14	NCU	7,300 €	18,600 €
15	OSO	32,800 €	77,175 €
16	ShAO	28,000 €	41,325 €
17	TIGO	12,600 €	20,625 €
18	UniMan	117,100 €	207,000 €
19	VIRAC	12,098 €	26,252 €
Total		1,226,208 €	2,005,344 €

# Questions/Answers

- Contact information  
T. Charles Yun  
Project Manager  
EXPReS (JIVE)  
tcyun@jive.nl
- Additional Information  
<http://expres-eu.org/> [note: only one “s”]  
<http://www.jive.nl/>
- EXPReS is made possible through the support of the European Commission (DG-INFSo), Sixth Framework Programme, Contract #026642




# EXPReS



ISTITUTO NAZIONALE DI ASTROFISICA  
NATIONAL INSTITUTE FOR ASTROPHYSICS



Metsähovi Radio Observatory



Jodrell Bank Observatory

